



Instituto Politécnico  
de Viana do Castelo

# MOBILITY SURVEY | REPORT 2025

(Incoming Students)  
2<sup>nd</sup> Semester



ASSESSMENT AND QUALITY DEPARTMENT  
NOVEMBER 2025

# | CONTENTS

<b>FRAMEWORK .....</b>	<b>2</b>
1 1 INTRODUCTION.....	3
1 2 PARTICIPATION IN THE SURVEY.....	4
<b>CHARACTERIZATION OF INCOMING MOBILITY STUDENTS .....</b>	<b>5</b>
2 1 GENDER.....	6
2 2 COUNTRY OF ORIGIN.....	6
2 3 MOBILITY PROGRAM.....	7
2 4 MOBILITY DURATION.....	7
<b>ANALYSIS OF RESULTS.....</b>	<b>8</b>
3 1 IPVC SERVICES:.....	9
3 2 ABOUT MOBILITY PROGRAM STUDIES / TRAINEESHIPS:.....	10
3 3 DID YOU ATTEND TO ANY PORTUGUESE COURSE? .....	11
3 4 WAS YOUR KNOWLEDGE IN FOREIGNER LANGUAGES ENOUGH FOR YOUR MOBILITY? .....	11
3 5 DO YOU CONSIDER THAT THE MOBILITY GRANT ATTRIBUTED WAS SUFFICIENT TO COVER YOUR EXPENSES?.....	12
3 6 TYPE OF ACCOMMODATION.....	12
3 7 HOW DO YOU RATE ACCOMMODATION?.....	12
3 8 HOW DO YOU CONSIDER THE COST OF LIVING AT THE HOST COUNTRY:.....	13
3 9 HOW DO YOU RATE YOUR ERASMUS GUIDE FRIEND/ESN?.....	13
3 10 WOULD YOU RECOMMEND IPVC FOR MOBILITY AS HOST INSTITUTION? .....	14
3 11 OVERALL EVALUATION OF THE MOBILITY.....	14
3 12 DID YOU FACE ANY KIND OF INTEGRATION DIFFICULTIES OR PROBLEMS DURING YOUR MOBILITY? IF YES, WHAT KIND? .....	15
<b>COMMENTS / SUGGESTIONS .....</b>	<b>16</b>
5 1 SUGGESTIONS/RECOMMENDATIONS FOR FUTURES PARTICIPANTS IN MOBILITY PROGRAMS, CONCERNING PREPARATION:.....	17
5 2 DO YOU HAVE ANY SUGGESTIONS THAT YOU WOULD LIKE TO SHARE TO IMPROVE THE MOBILITY PROGRAM?.....	17
5 3 COMMENTS .....	17
<b>FINAL CONSIDERATIONS .....</b>	<b>18</b>

---

#1

# FRAMEWORK

## 1|1 INTRODUCTION

The assessment is a knowledge process of the Institution, which main objective is to assess, in this case from the student's perspective, fundamental aspects of the performance of each School. To that end, an active participation from all participants is crucial, for better reliability of results, drawing conclusions, especially those that have a bigger impact on the Institution's daily life and, more incisively, the disclosure and debate with the different structures and bodies of the school community, in a perspective of contribution to the consolidation and development of the Institution and of each School.

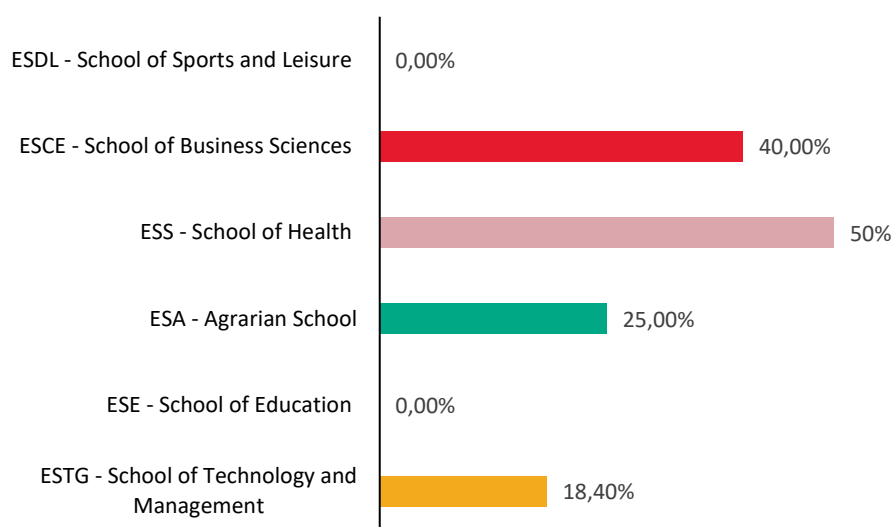
This document (Mobility Survey Report) holds the opinion of the international students enrolled in mobility programmes at IPVC, either on the teaching quality in the Institution, its services/resources, as well as the specific persons for monitoring, selected to guide them during their stay in Viana do Castelo.

This Report is structured in parallel with the Survey in which was based, and therefore divided in its areas of interest. These data will be represented graphically (tables and figures), captioned without interpretative notes, following IPVC Assessment Commission's recommendation and handled by the Quality and Assessment Department of IPVC. Along the way, the data confidentiality was a concern of all members.

## 1|2 PARTICIPATION IN THE SURVEY

Based on the data collected from an online Survey sent to students at the end of their mobility programme, in the 2nd Semester, it is presented below the percentage of students, per School, that participated in the Survey that were held. It appears that of the 100 students accepted in the stated schools, 20 answered to the survey, which indicates a participation rate of 20,0%.

School	No. of admitted students	No. of participating students	% of participating students per School
ESTG - School of Technology and Management	49	9	18,4%
ESE - School of Education	3	0	0,0%
ESA - Agrarian School	4	1	25,0%
ESS - School of Health	4	2	50,0%
ESCE - School of Business Sciences	5	2	40,0%
ESDL - School of Sports and Leisure	1	0	0,0%
	<b>66</b>	<b>14</b>	<b>21,2%</b>

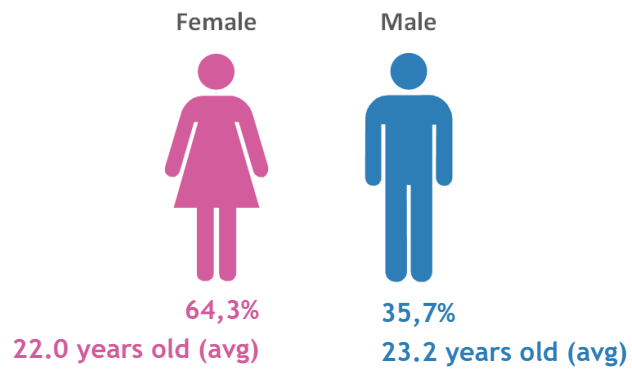


---

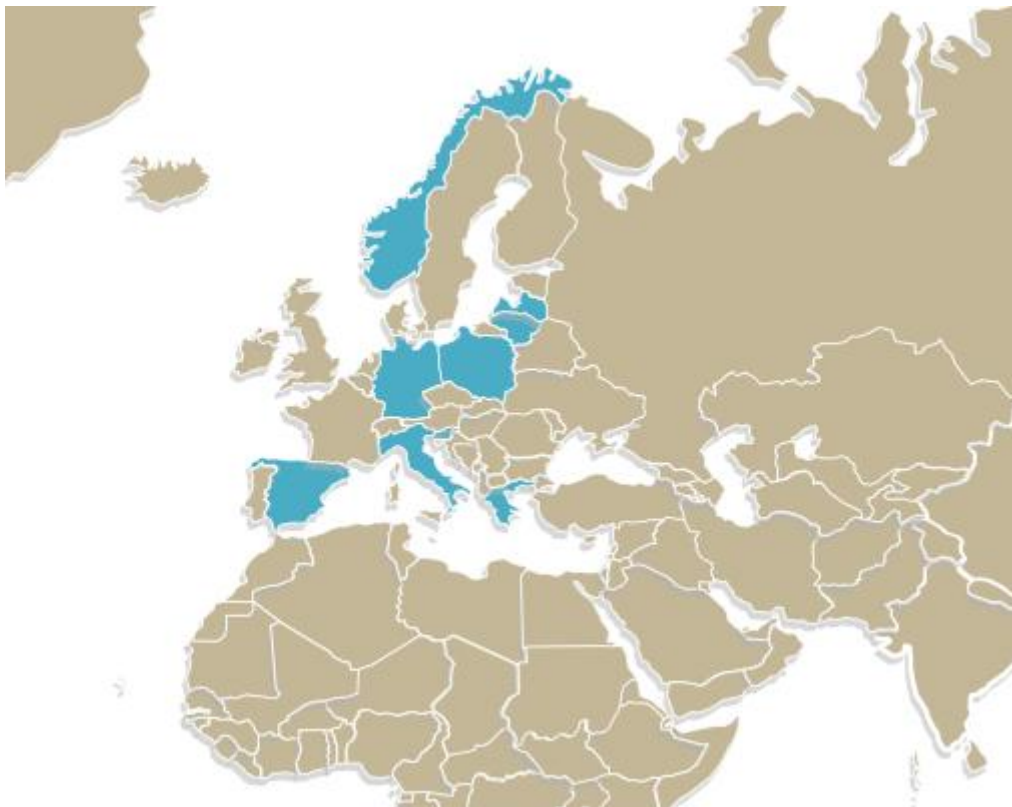
#2

# CHARACTERIZATION OF INCOMING MOBILITY STUDENTS

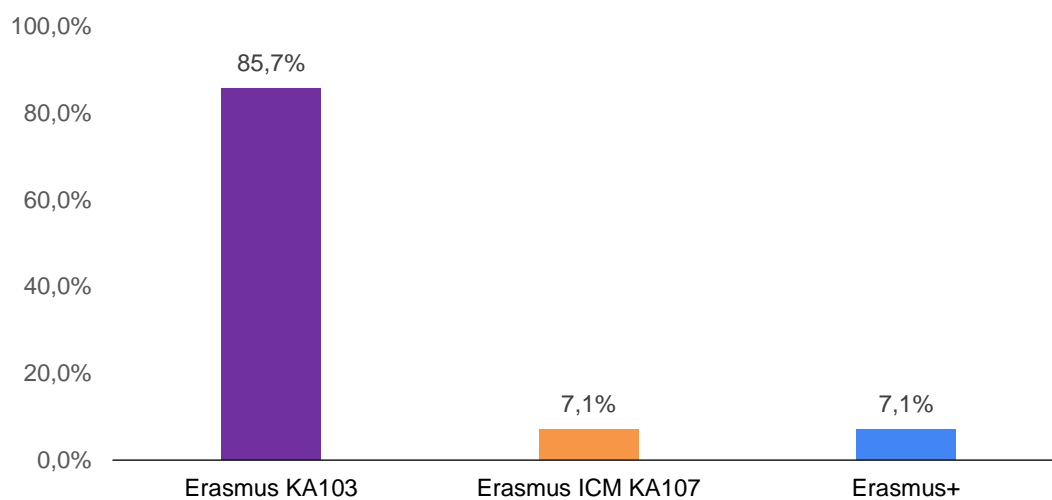
## 2|1 GENDER



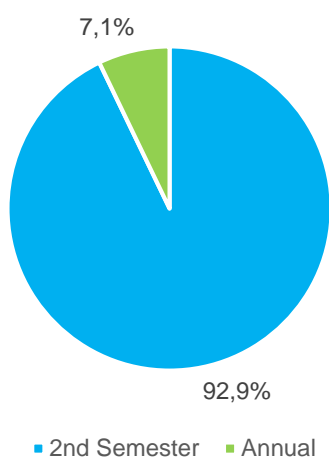
## 2|2 COUNTRY OF ORIGIN



## 2|3 MOBILITY PROGRAM



## 2|4 MOBILITY DURATION

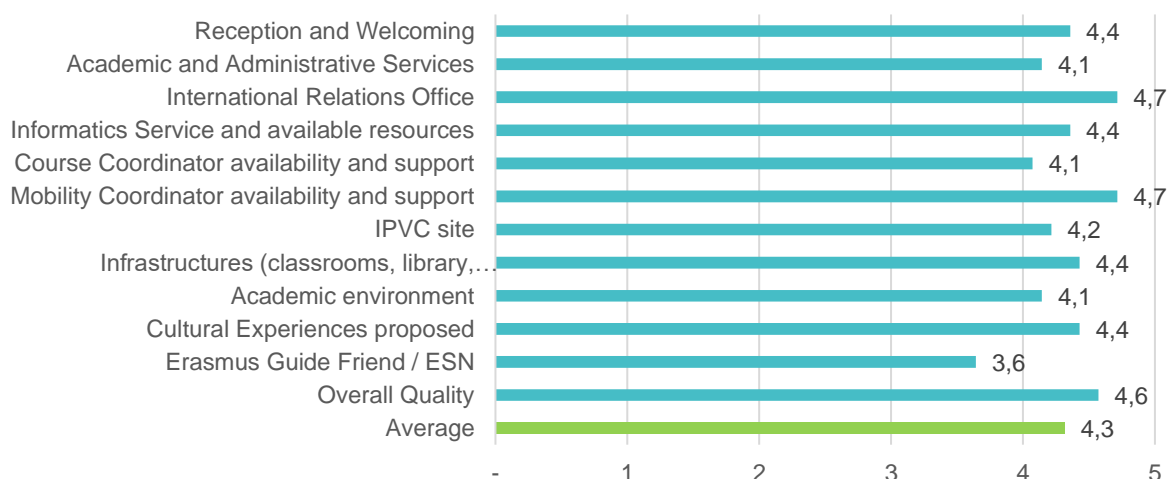
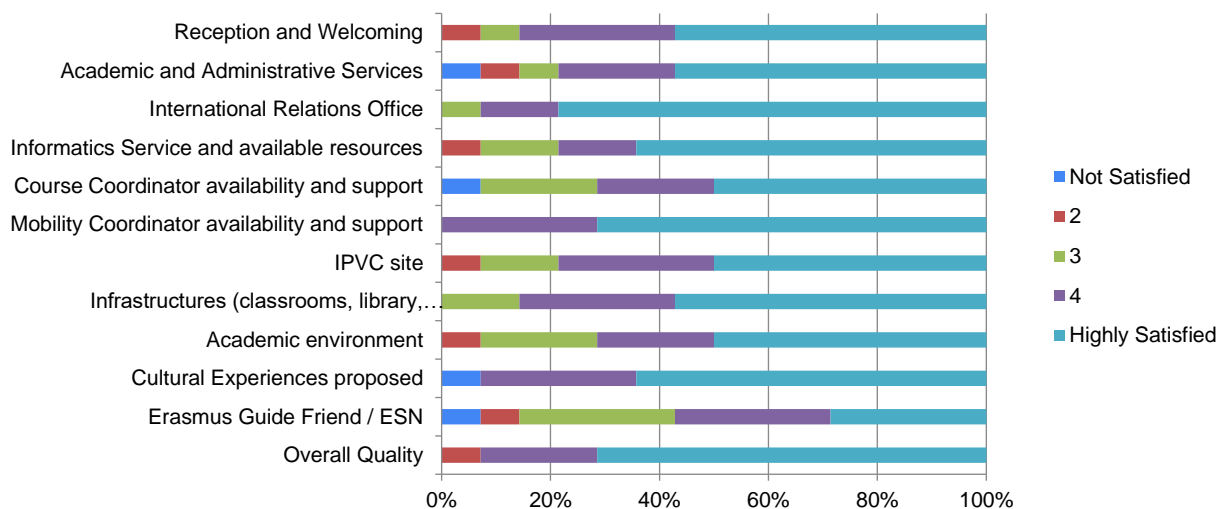


# ANALYSIS OF RESULTS

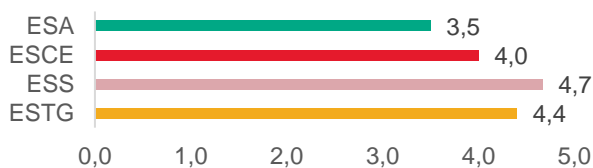
3|1 IPVC SERVICES:

		Not Satisfied	2	3	4	Highly Satisfied	Total
Reception and Welcoming	N	0	1	1	4	8	14
	%	0.0%	7.1%	7.1%	28.6%	57.1%	100%
Academic and Administrative Services	N	1	1	1	3	8	14
	%	7.1%	7.1%	7.1%	21.4%	57.1%	100%
International Relations Office	N	0	0	1	2	11	14
	%	0.0%	0.0%	7.1%	14.3%	78.6%	100%
Informatics Service and available resources	N	0	1	2	2	9	14
	%	0.0%	7.1%	14.3%	14.3%	64.3%	100%
Course Coordinator availability and support	N	1	0	3	3	7	14
	%	7.1%	0.0%	21.4%	21.4%	50.0%	100%
Mobility Coordinator availability and support	N	0	0	0	4	10	14
	%	0.0%	0.0%	0.0%	28.6%	71.4%	100%
IPVC site	N	0	1	2	4	7	14
	%	0.0%	7.1%	14.3%	28.6%	50.0%	100%
Infrastructures (classrooms, library, cafeterias/canteens, sports and leisure)	N	0	0	2	4	8	14
	%	0.0%	0.0%	14.3%	28.6%	57.1%	100%
Academic environment	N	0	1	3	3	7	14
	%	0.0%	7.1%	21.4%	21.4%	50.0%	100%
Cultural Experiences proposed	N	1	0	0	4	9	14
	%	7.1%	0.0%	0.0%	28.6%	64.3%	100%
Erasmus Guide Friend / ESN	N	1	1	4	4	4	14
	%	7.1%	7.1%	28.6%	28.6%	28.6%	100%
Overall Quality	N	0	1	0	3	10	14
	%	0.0%	7.1%	0.0%	21.4%	71.4%	100%

■ Highest % per line



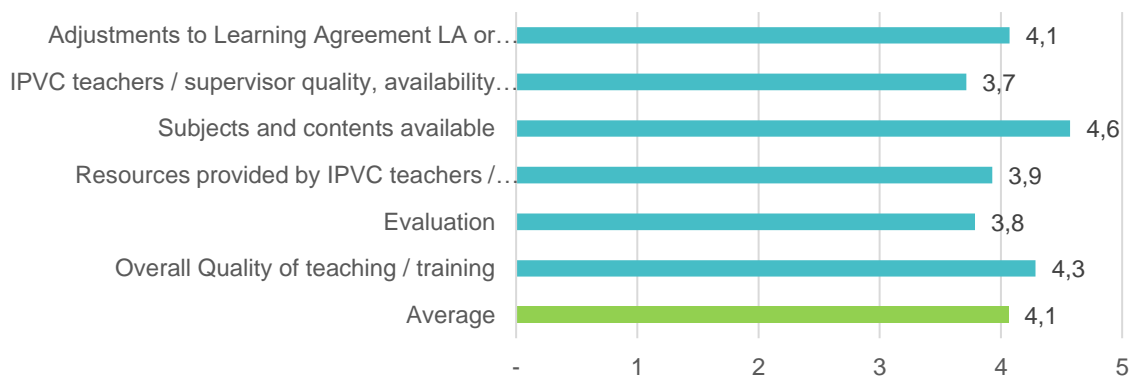
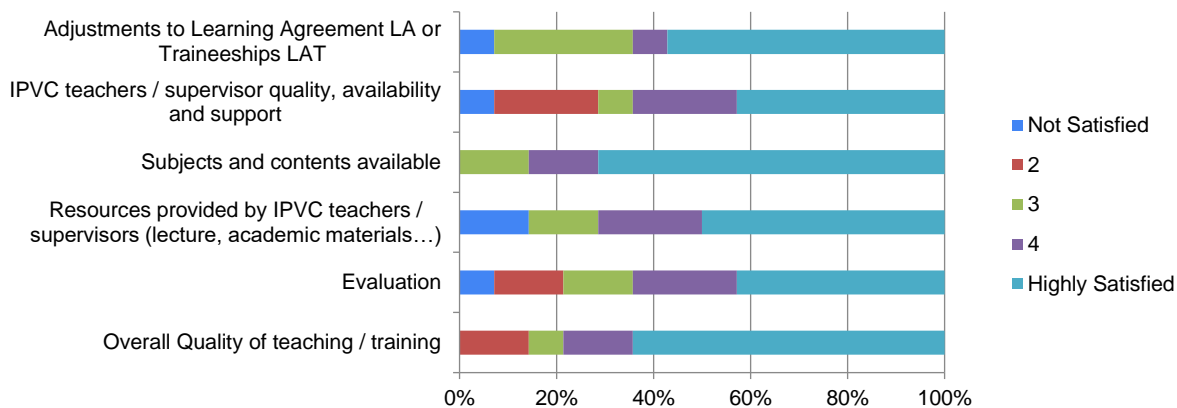
AVERAGE PER SCHOOL:



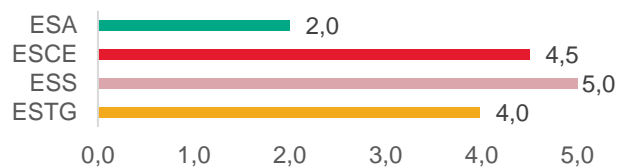
3|2 ABOUT MOBILITY PROGRAM STUDIES / TRAINEESHIPS:

		Not Satisfied	2	3	4	Highly Satisfied	Total
Adjustments to Learning Agreement LA or Traineeships LAT	N	1	0	4	1	8	14
	%	7.14%	0.00%	28.57%	7.14%	57.14%	100%
IPVC teachers / supervisor quality, availability and support	N	1	3	1	3	6	14
	%	7.14%	21.43%	7.14%	21.43%	42.86%	100%
Subjects and contents available	N	0	0	2	2	10	14
	%	0.00%	0.00%	14.29%	14.29%	71.43%	100%
Resources provided by IPVC teachers / supervisors (lecture, academic materials...)	N	2	0	2	3	7	14
	%	14.29%	0.00%	14.29%	21.43%	50.00%	100%
Evaluation	N	1	2	2	3	6	14
	%	7.14%	14.29%	14.29%	21.43%	42.86%	100%
Overall Quality of teaching / training	N	0	2	1	2	9	14
	%	0.00%	14.29%	7.14%	14.29%	64.29%	100%

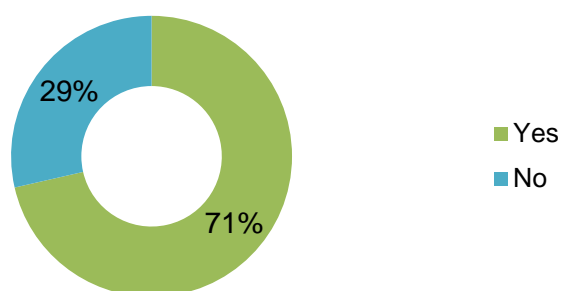
■ Highest % per line



AVERAGE PER SCHOOL:



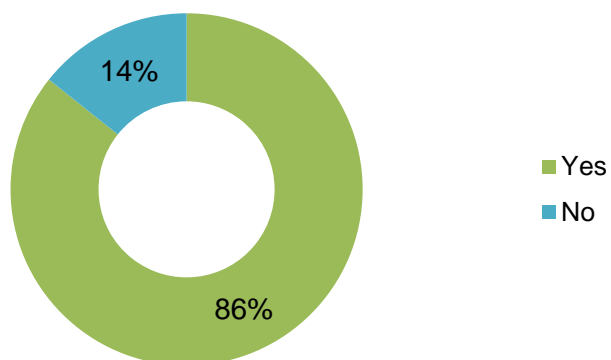
3|3 DID YOU ATTEND TO ANY PORTUGUESE COURSE?



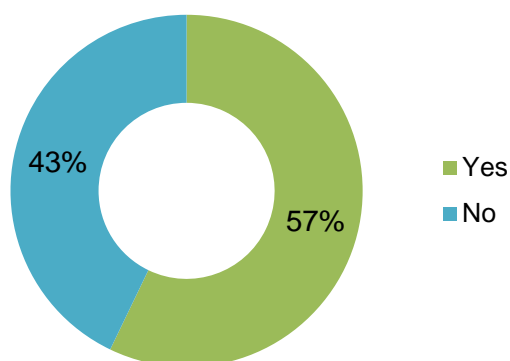
If YES, how do you rate it?



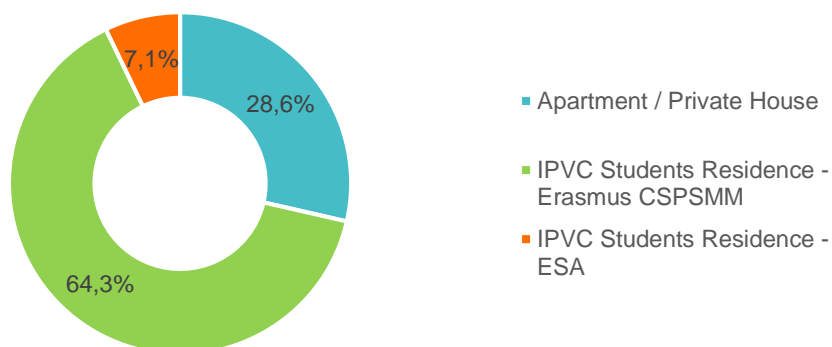
3|4 WAS YOUR KNOWLEDGE IN FOREIGNER LANGUAGES ENOUGH FOR YOUR MOBILITY?



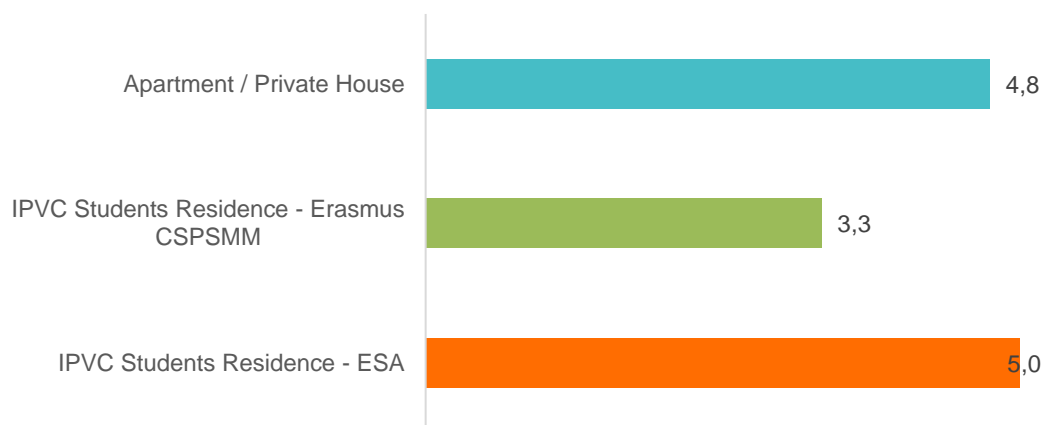
### 3|5 DO YOU CONSIDER THAT THE MOBILITY GRANT ATTRIBUTED WAS SUFFICIENT TO COVER YOUR EXPENSES?



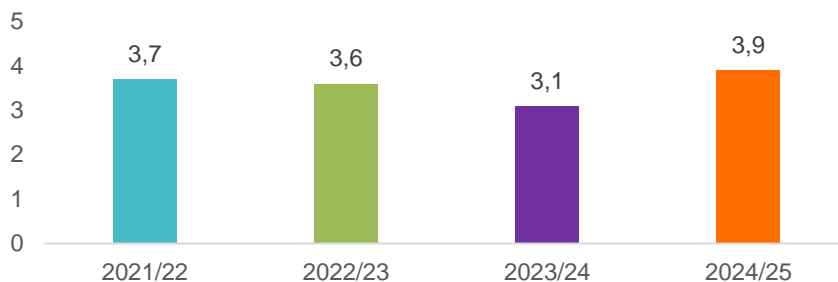
### 3|6 TYPE OF ACCOMMODATION



### 3|7 HOW DO YOU RATE ACCOMMODATION?

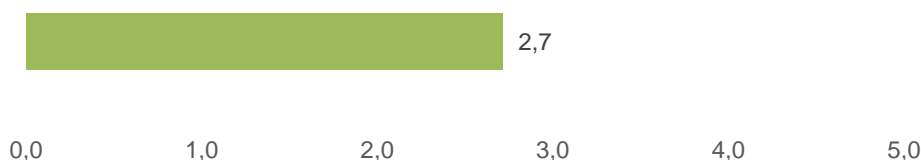


IPVC' AVERAGE:



(scale 1-5)

3|8 HOW DO YOU CONSIDER THE COST OF LIVING AT THE HOST COUNTRY:

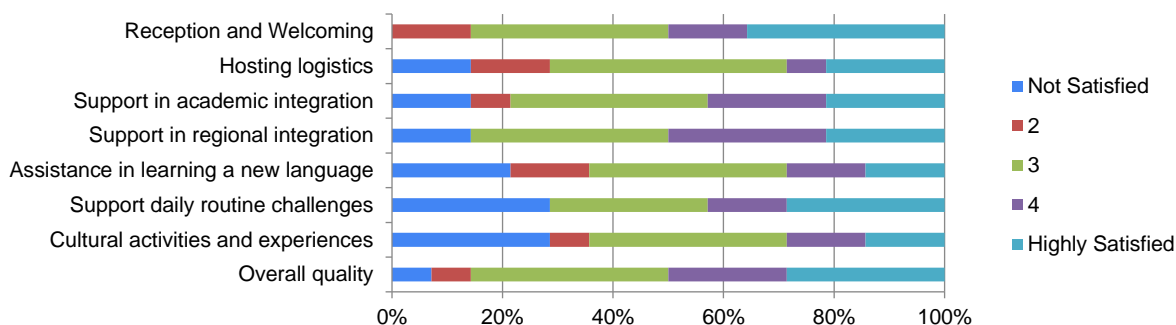


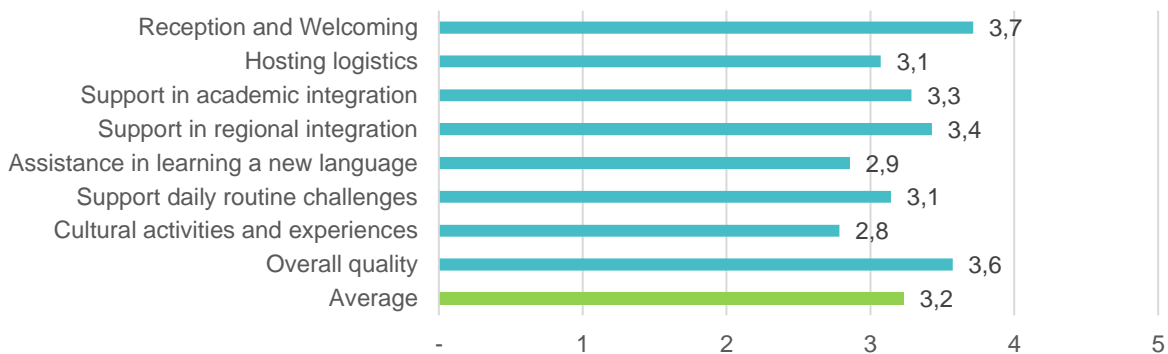
(escala 1 Very low – 5 Very expensive)

3|9 HOW DO YOU RATE YOUR ERASMUS GUIDE FRIEND/ESN?

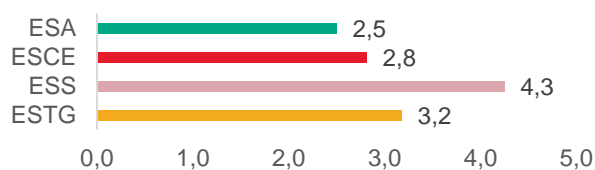
		Not Satisfied	2	3	4	Highly Satisfied	Total
Reception and welcoming	N	0	2	5	2	5	14
	%	0.0%	14.3%	35.7%	14.3%	35.7%	100%
Hosting logistics	N	2	2	6	1	3	14
	%	14.3%	14.3%	42.9%	7.1%	21.4%	100%
Support in academic integration	N	2	1	5	3	3	14
	%	14.3%	7.1%	35.7%	21.4%	21.4%	100%
Support in regional integration	N	2	0	5	4	3	14
	%	14.3%	0.0%	35.7%	28.6%	21.4%	100%
Assistance in learning a new language	N	3	2	5	2	2	14
	%	21.4%	14.3%	35.7%	14.3%	14.3%	100%
Support daily routine challenges	N	4	0	4	2	4	14
	%	28.6%	0.0%	28.6%	14.3%	28.6%	100%
Cultural activities and experiences	N	4	1	5	2	2	14
	%	28.6%	7.1%	35.7%	14.3%	14.3%	100%
Overall quality	N	1	1	5	3	4	14
	%	7.1%	7.1%	35.7%	21.4%	28.6%	100%

■ Highest % per line

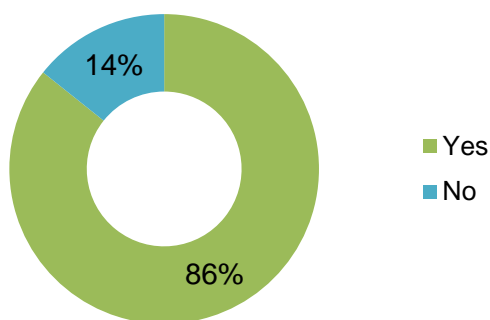




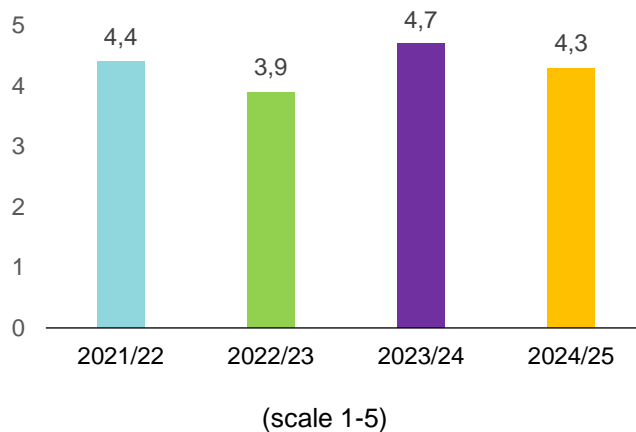
**AVERAGE PER SCHOOL:**



**3|10 WOULD YOU RECOMMEND IPVC FOR MOBILITY AS HOST INSTITUTION?**



**3|11 OVERALL EVALUATION OF THE MOBILITY**



3|12 DID YOU FACE ANY KIND OF INTEGRATION DIFFICULTIES OR PROBLEMS DURING YOUR MOBILITY? IF YES, WHAT KIND?

- It was hard to contact the teachers and get answers of them. Also the kind of exercises they gave were often really useless and not connected to the subject;
- I was at ESA, and there are few Erasmus students there. There were two of us in the second semester, and some professors weren't very open and willing to explain things in English. At the beginning of my mobility, my integration was difficult. I had no information about how the exams were conducted, and one professor announced the date of the continuous evaluation only a day before;
- Some courses were mostly in Portuguese when I think it was supposed to be in English;
- No, and if I had people in general are very helpful;
- No, not really. Everything was fine.

---

#5

COMMENTS /  
SUGGESTIONS

### 5|1 SUGGESTIONS/RECOMMENDATIONS FOR FUTURES PARTICIPANTS IN MOBILITY PROGRAMS, CONCERNING PREPARATION:

- It's best to take language courses before departure so you can interact with the teachers. Before approving the course, check that the class schedule can be viewed by accessing Academias to see if there are compatible classes so as not to create further stress;
- Living in residence will help you make new friends from the first day, i totally recommend;
- I think everything was good and prepared;
- Aconselho preparação antecipada, incluindo organização documental, alojamento e finanças, bem como pesquisa sobre a cultura local e contacto com antigos participantes para esclarecer dúvidas;
- no
- I would suggest to other participants to bring more gifts/souvenir with you, also to not spend all your money in 1 month or even 3 weeks.

### 5|2 DO YOU HAVE ANY SUGGESTIONS THAT YOU WOULD LIKE TO SHARE TO IMPROVE THE MOBILITY PROGRAM?

- Erasmus guide friends that are still students so they can help more during our studies;
- Maybe it would be nice in the future to have more contacts with students' association in order to organise more events together since we don't have an ESN section bc i felt there was a lack of communication between portuguese students and Erasmus;
- Sugiro mais sessões informativas com partilhas de experiências, e maior apoio institucional durante os primeiros dias no país de destino para facilitar a integração académica e social.
- No;
- Everything was fine from this side and everyone who i had an interaction with, did an great job. There's not much to suggest really.

### 5|3 COMMENTS

- Experiência enriquecedora e transformadora, recomendo vivamente. Agradeço a oportunidade e incentivo a continuidade do programa com melhorias contínuas no apoio prestado aos estudantes em mobilidade;
- I don't have comments;
- This whole experience has been an amazing and i enjoyed it every day.

FINAL  
CONSIDERATIONS

The importance of the Assessment as a culture should be a priority for every staff member and student of the whole IPVC community. Surely, this is an essential step to strengthen and develop, and it must be a document to assess, interpret, discuss and implement by all interested parties.

The Quality and Assessment Department's role is to promote the participation and discussion of those involved, cooperate in the implementation and the availability of all tools to interpret and value results. It is up to the responsible bodies and services to involve the academic community in this "culture of assessment" and act appropriately to enhance the activities, and in this particular case, the surroundings related to the reception and monitoring of the Erasmus students.

## Assessment and Quality Department

Polytechnic Institute of Viana do Castelo  
Rua Escola Industrial e Comercial de Nun'Álvares, n.º 34  
4900-347 Viana do Castelo • PORTUGAL  
Tel. +351 258 809 610

[www.ipvc.pt](http://www.ipvc.pt) • [on.ipvc.pt](mailto:on.ipvc.pt)

