



Instituto Politécnico
de Viana do Castelo

MOBILITY SURVEY | REPORT 2025

(Incoming Students)
1st Semester



ASSESSMENT AND QUALITY DEPARTMENT
AUGUST 2025

| CONTENTS

FRAMEWORK	2
1 1 INTRODUCTION	3
1 2 PARTICIPATION IN THE SURVEY	4
CHARACTERIZATION OF INCOMING MOBILITY STUDENTS	5
2 1 GENDER	6
2 2 COUNTRY OF ORIGIN	6
2 3 MOBILITY PROGRAM.....	7
2 4 MOBILITY DURATION	7
ANALYSIS OF RESULTS	8
3 1 IPVC SERVICES:	9
3 2 ABOUT MOBILITY PROGRAM STUDIES / TRAINEESHIPS:.....	10
3 3 DID YOU ATTEND TO ANY PORTUGUESE COURSE?	11
3 4 WAS YOUR KNOWLEDGE IN FOREIGNER LANGUAGES ENOUGH FOR YOUR MOBILITY?.....	11
3 5 DO YOU CONSIDER THAT THE MOBILITY GRANT ATTRIBUTED WAS SUFFICIENT TO COVER YOUR EXPENSES?	12
3 6 TYPE OF ACCOMMODATION	12
3 7 HOW DO YOU RATE ACCOMMODATION?.....	12
3 8 HOW DO YOU CONSIDER THE COST OF LIVING AT THE HOST COUNTRY:	13
3 9 HOW DO YOU RATE YOUR ERASMUS GUIDE FRIEND/ESN?.....	13
3 10 WOULD YOU RECOMMEND IPVC FOR MOBILITY AS HOST INSTITUTION?	14
3 11 OVERALL EVALUATION OF THE MOBILITY	14
3 12 DID YOU FACE ANY KIND OF INTEGRATION DIFFICULTIES OR PROBLEMS DURING YOUR MOBILITY? IF YES, WHAT KIND?.....	15
COMMENTS / SUGGESTIONS	16
5 1 SUGGESTIONS/RECOMMENDATIONS FOR FUTURES PARTICIPANTS IN MOBILITY PROGRAMS, CONCERNING PREPARATION:.....	17
5 2 DO YOU HAVE ANY SUGGESTIONS THAT YOU WOULD LIKE TO SHARE TO IMPROVE THE MOBILITY PROGRAM?	17
5 3 COMMENTS	17
FINAL CONSIDERATIONS	18

#1

FRAMEWORK

1|1 INTRODUCTION

The assessment is a knowledge process of the Institution, which main objective is to assess, in this case from the student's perspective, fundamental aspects of the performance of each School. To that end, an active participation from all participants is crucial, for better reliability of results, drawing conclusions, especially those that have a bigger impact on the Institution's daily life and, more incisively, the disclosure and debate with the different structures and bodies of the school community, in a perspective of contribution to the consolidation and development of the Institution and of each School.

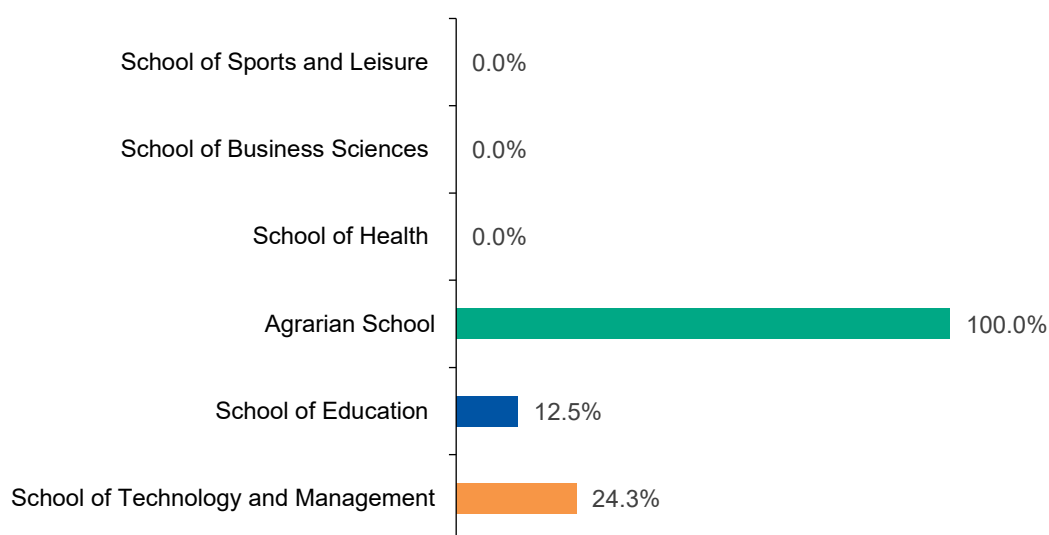
This document (Mobility Survey Report) holds the opinion of the international students enrolled in mobility programmes at IPVC, either on the teaching quality in the Institution, its services/resources, as well as the specific persons for monitoring, selected to guide them during their stay in Viana do Castelo.

This Report is structured in parallel with the Survey in which was based, and therefore divided in its areas of interest. These data will be represented graphically (tables and figures), captioned without interpretative notes, following IPVC Assessment Commission's recommendation and handled by the Quality and Assessment Department of IPVC. Along the way, the data confidentiality was a concern of all members.

1|2 PARTICIPATION IN THE SURVEY

Based on the data collected from an online Survey sent to students at the end of their mobility programme, in the 1st Semester, it is presented below the percentage of students, per School, that participated in the Survey that were held. It appears that of the 100 students accepted in the stated schools, 20 answered to the survey, which indicates a participation rate of 20,0%.

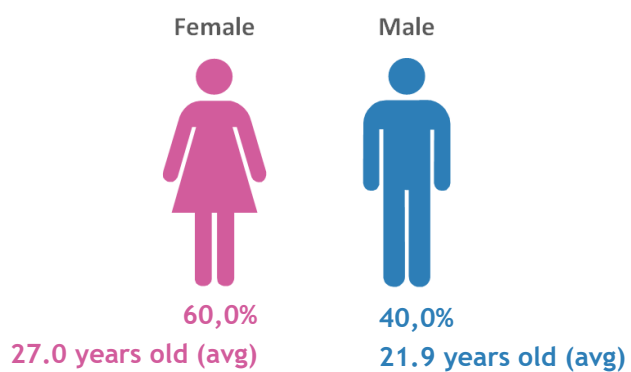
School	No. of admitted students	No. of participating students	% of participating students per School
ESTG - School of Technology and Management	37	9	24,3%
ESE - School of Education	24	3	12,5%
ESA - Agrarian School	8	8	100,0%
ESS - School of Health	0	0	-
ESCE - School of Business Sciences	29	0	0,0%
ESDL - School of Sports and Leisure	2	0	0,0%
	100	20	20,0%



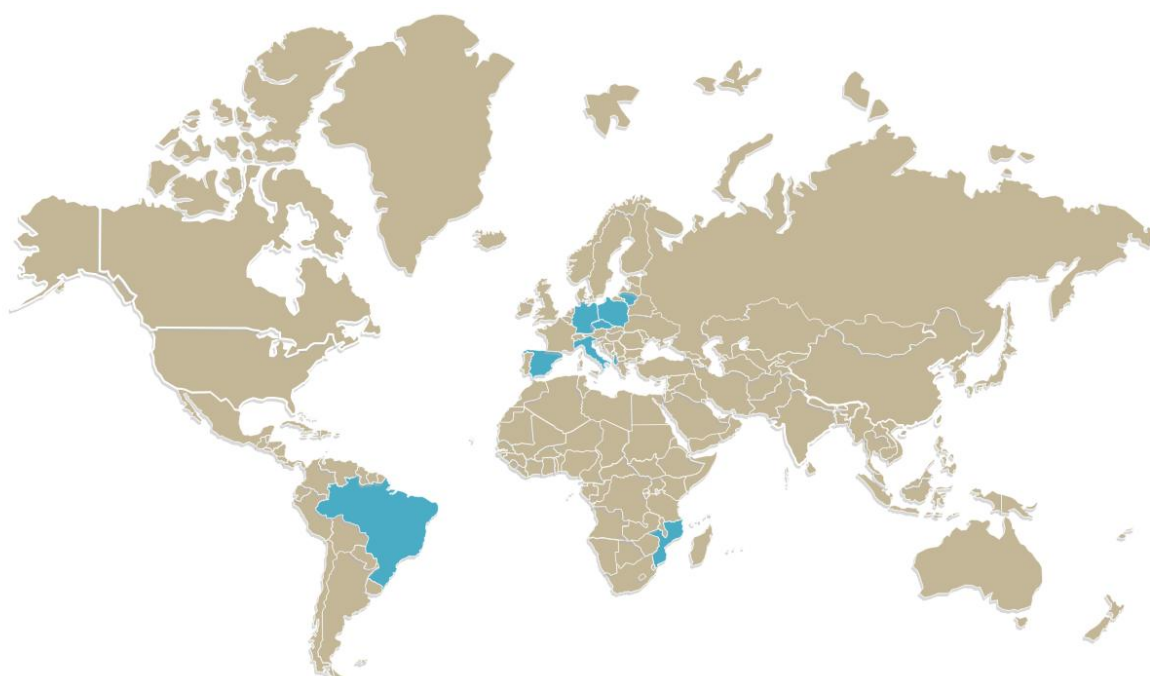
#2

CHARACTERIZATION OF INCOMING MOBILITY STUDENTS

2|1 GENDER



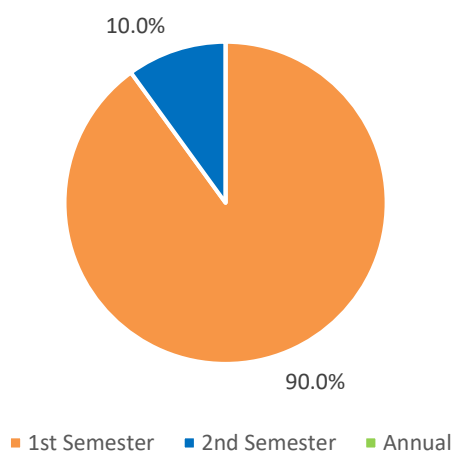
2|2 COUNTRY OF ORIGIN



2|3 MOBILITY PROGRAM



2|4 MOBILITY DURATION

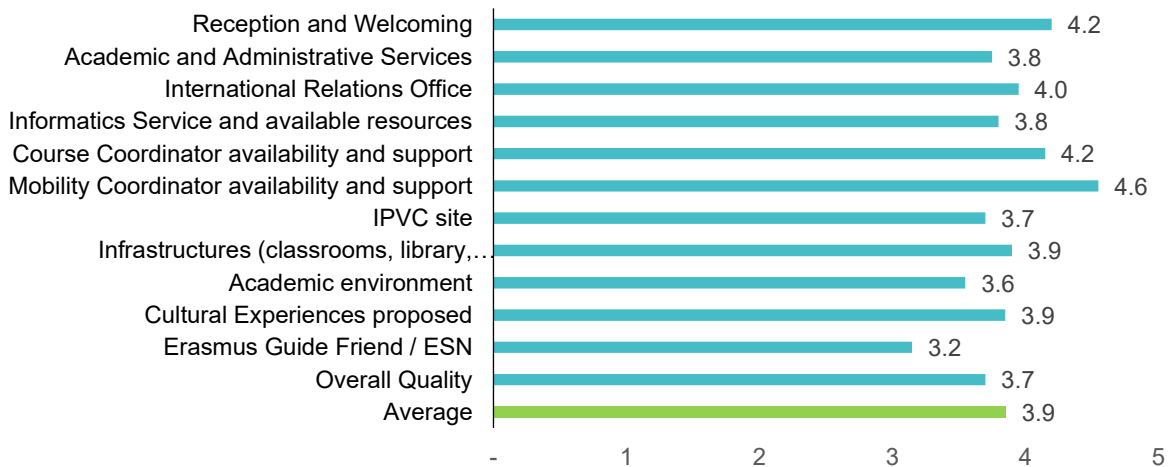
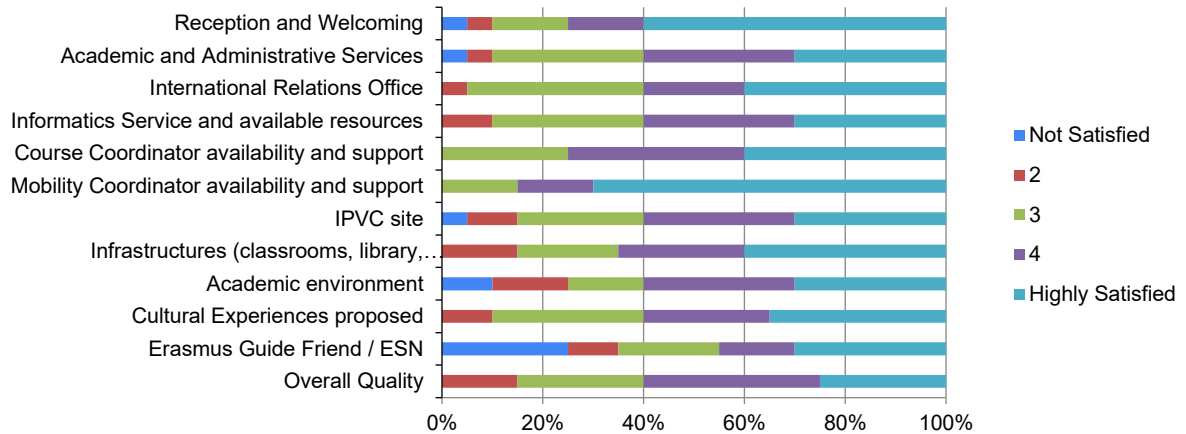


ANALYSIS OF RESULTS

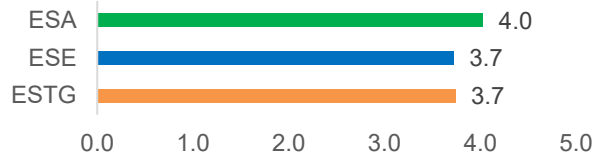
3|1 IPVC SERVICES:

		Not Satisfied	2	3	4	Highly Satisfied	Total
Reception and Welcoming	N	1	1	3	3	12	20
	%	5.0%	5.0%	15.0%	15.0%	60.0%	100%
Academic and Administrative Services	N	1	1	6	6	6	20
	%	5.0%	5.0%	30.0%	30.0%	30.0%	100%
International Relations Office	N	0	1	7	4	8	20
	%	0.0%	5.0%	35.0%	20.0%	40.0%	100%
Informatics Service and available resources	N	0	2	6	6	6	20
	%	0.0%	10.0%	30.0%	30.0%	30.0%	100%
Course Coordinator availability and support	N	0	0	5	7	8	20
	%	0.0%	0.0%	25.0%	35.0%	40.0%	100%
Mobility Coordinator availability and support	N	0	0	3	3	14	20
	%	0.0%	0.0%	15.0%	15.0%	70.0%	100%
IPVC site	N	1	2	5	6	6	20
	%	5.0%	10.0%	25.0%	30.0%	30.0%	100%
Infrastructures (classrooms, library, cafeterias/canteens, sports and leisure)	N	0	3	4	5	8	20
	%	0.0%	15.0%	20.0%	25.0%	40.0%	100%
Academic environment	N	2	3	3	6	6	20
	%	10.0%	15.0%	15.0%	30.0%	30.0%	100%
Cultural Experiences proposed	N	0	2	6	5	7	20
	%	0.0%	10.0%	30.0%	25.0%	35.0%	100%
Erasmus Guide Friend / ESN	N	5	2	4	3	6	20
	%	25.0%	10.0%	20.0%	15.0%	30.0%	100%
Overall Quality	N	0	3	5	7	5	20
	%	0.0%	15.0%	25.0%	35.0%	25.0%	100%

■ Highest % per line



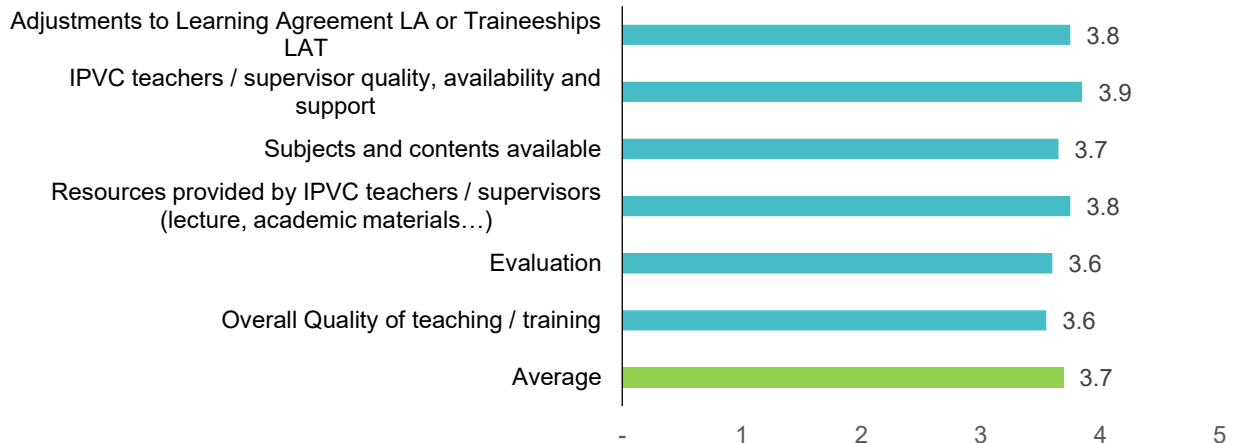
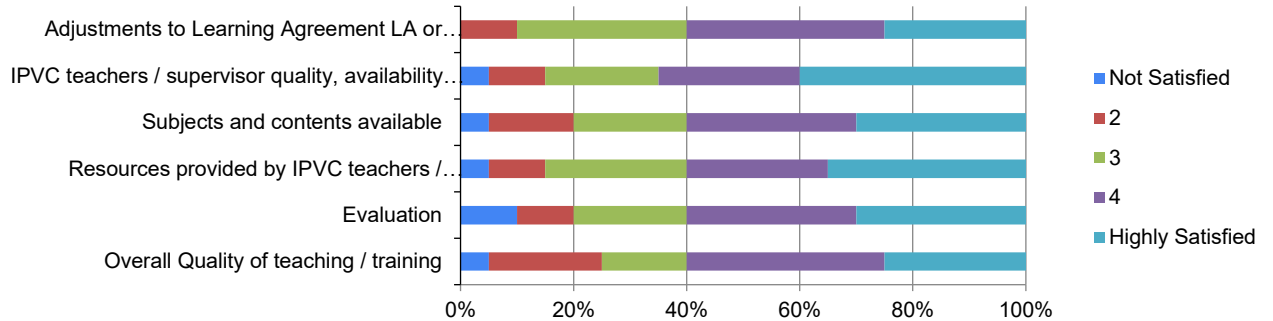
AVERAGE PER SCHOOL:



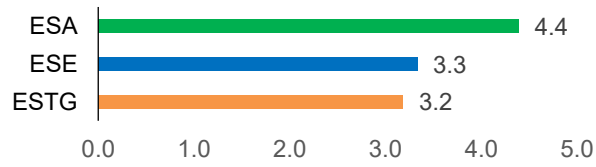
3|2 ABOUT MOBILITY PROGRAM STUDIES / TRAINEESHIPS:

		Not Satisfied	2	3	4	Highly Satisfied	Total
Adjustments to Learning Agreement LA or Traineeships LAT	N	0	2	6	7	5	20
	%	0.00%	10.00%	30.00%	35.00%	25.00%	100%
IPVC teachers / supervisor quality, availability and support	N	1	2	4	5	8	20
	%	5.00%	10.00%	20.00%	25.00%	40.00%	100%
Subjects and contents available	N	1	3	4	6	6	20
	%	5.00%	15.00%	20.00%	30.00%	30.00%	100%
Resources provided by IPVC teachers / supervisors (lecture, academic materials...)	N	1	2	5	5	7	20
	%	5.00%	10.00%	25.00%	25.00%	35.00%	100%
Evaluation	N	2	2	4	6	6	20
	%	10.00%	10.00%	20.00%	30.00%	30.00%	100%
Overall Quality of teaching / training	N	1	4	3	7	5	20
	%	5.00%	20.00%	15.00%	35.00%	25.00%	100%

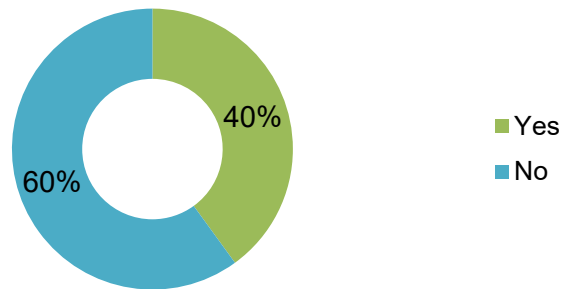
■ Highest % per line



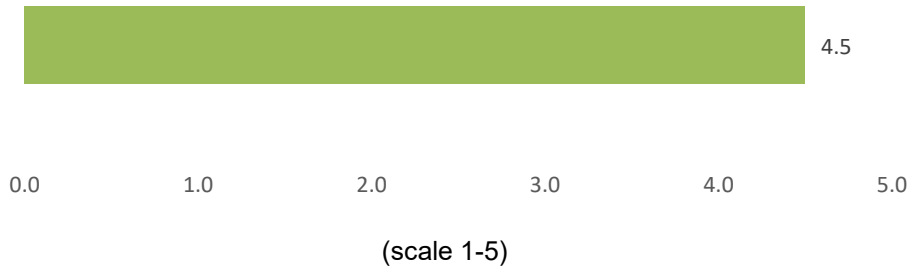
AVERAGE PER SCHOOL:



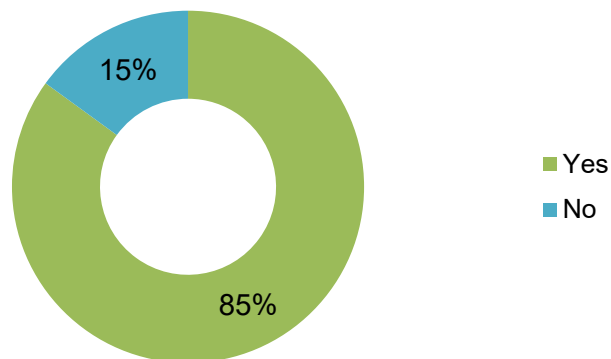
3|3 DID YOU ATTEND TO ANY PORTUGUESE COURSE?



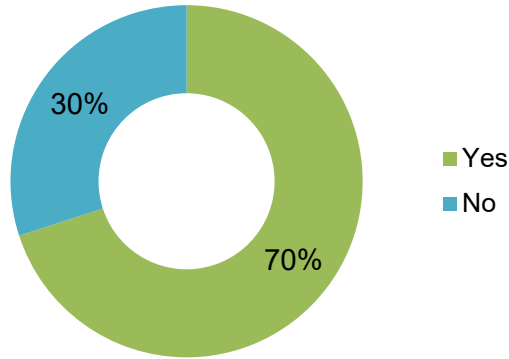
If YES, how do you rate it?



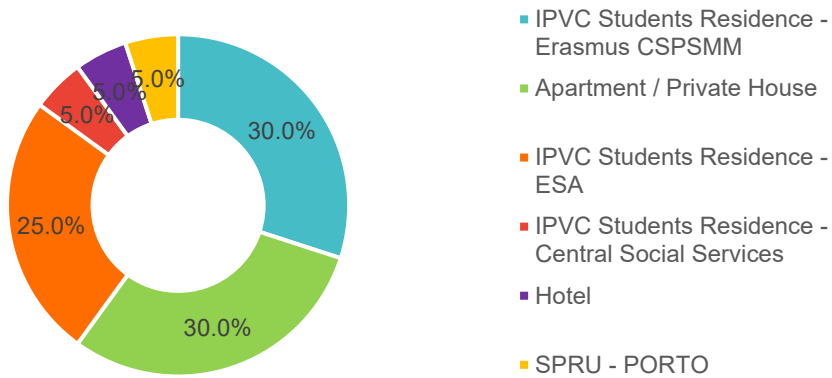
3|4 WAS YOUR KNOWLEDGE IN FOREIGNER LANGUAGES ENOUGH FOR YOUR MOBILITY?



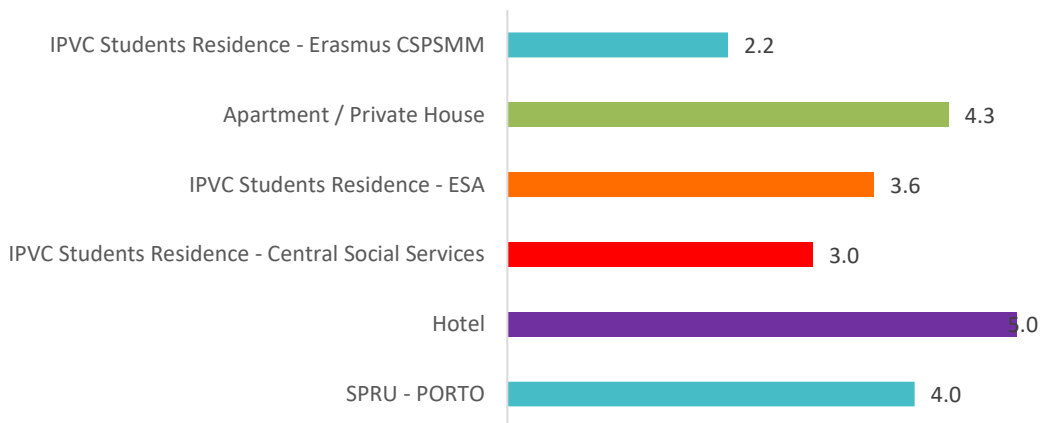
3|5 DO YOU CONSIDER THAT THE MOBILITY GRANT ATTRIBUTED WAS SUFFICIENT TO COVER YOUR EXPENSES?



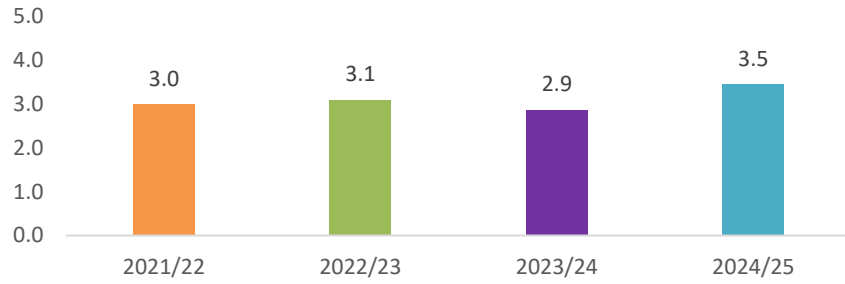
3|6 TYPE OF ACCOMMODATION



3|7 HOW DO YOU RATE ACCOMMODATION?

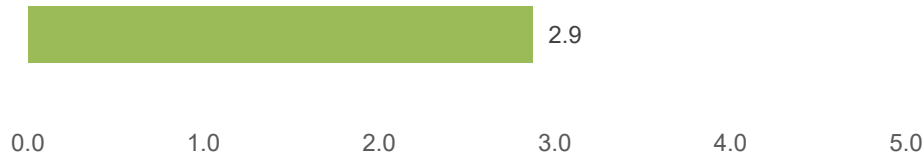


IPVC' AVERAGE:



(scale 1-5)

3|8 HOW DO YOU CONSIDER THE COST OF LIVING AT THE HOST COUNTRY:

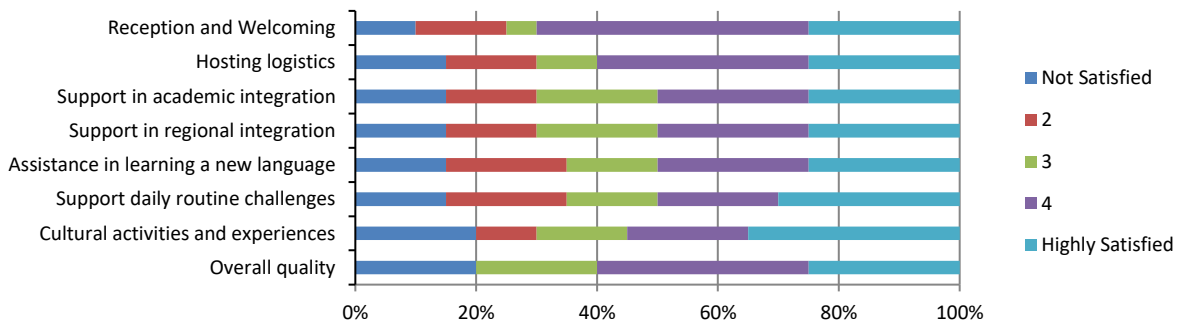


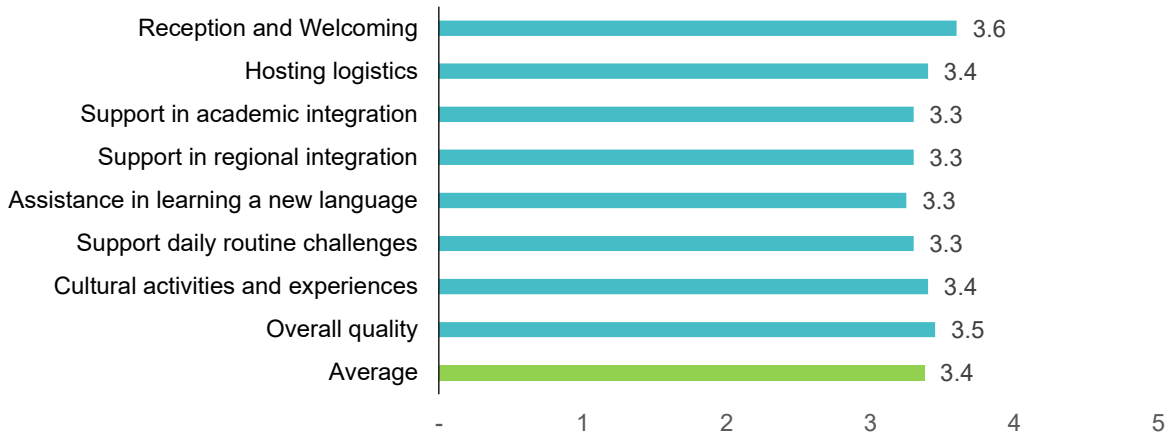
(escala 1 Very low – 5 Very expensive)

3|9 HOW DO YOU RATE YOUR ERASMUS GUIDE FRIEND/ESN?

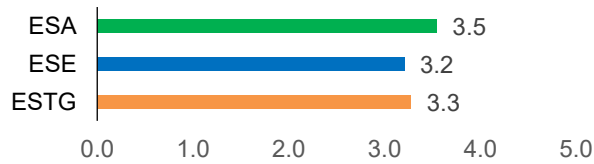
		Not Satisfied	2	3	4	Highly Satisfied	Total
Reception and welcoming	N	2	3	1	9	5	20
	%	10.0%	15.0%	5.0%	45.0%	25.0%	100%
Hosting logistics	N	3	3	2	7	5	20
	%	15.0%	15.0%	10.0%	35.0%	25.0%	100%
Support in academic integration	N	3	3	4	5	5	20
	%	15.0%	15.0%	20.0%	25.0%	25.0%	100%
Support in regional integration	N	3	3	4	5	5	20
	%	15.0%	15.0%	20.0%	25.0%	25.0%	100%
Assistance in learning a new language	N	3	4	3	5	5	20
	%	15.0%	20.0%	15.0%	25.0%	25.0%	100%
Support daily routine challenges	N	3	4	3	4	6	20
	%	15.0%	20.0%	15.0%	20.0%	30.0%	100%
Cultural activities and experiences	N	4	2	3	4	7	20
	%	20.0%	10.0%	15.0%	20.0%	35.0%	100%
Overall quality	N	4	0	4	7	5	20
	%	20.0%	0.0%	20.0%	35.0%	25.0%	100%

■ Highest % per line

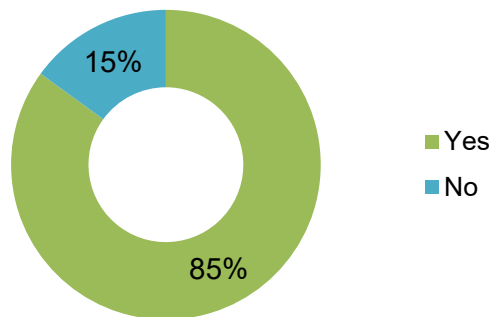




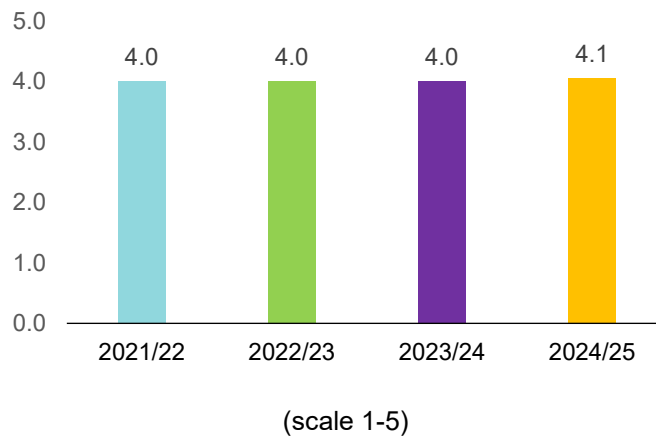
AVERAGE PER SCHOOL:



3|10 WOULD YOU RECOMMEND IPVC FOR MOBILITY AS HOST INSTITUTION?



3|11 OVERALL EVALUATION OF THE MOBILITY



3|12 DID YOU FACE ANY KIND OF INTEGRATION DIFFICULTIES OR PROBLEMS DURING YOUR MOBILITY? IF YES, WHAT KIND?

- Most of the classes were in Portuguese and we had no chance to take part of it, so there was no chance for us to integrate because we didn't have any contact with the Portuguese students.
- Don't have Guide friend
- A lot of students did not speak very well in English and it was therefore difficult to communicate and make plans with them, but in the end we were still able to work together.
- In the beginning I had some troubles with the language, mainly for the fact that the courses were in Portuguese.
- A impressão que eu tive foi que no geral os alunos portugueses do curso não foram muito simpáticos no quesito receber os alunos intercambistas, não se interessavam em nos conhecer e nem apresentar os costumes locais, mas a instituição e os guide friend supriram esta necessidade.
- Pocos estudiantes Erasmus, sobre todo españoles.

#5

COMMENTS /
SUGGESTIONS

5|1 SUGGESTIONS/RECOMMENDATIONS FOR FUTURE PARTICIPANTS IN MOBILITY PROGRAMS, CONCERNING PREPARATION:

- Ask questions and ask for explanations.
- Integrate more English for Erasmus students, improve the academic bus from ESA to Viana and viceversa.

5|2 DO YOU HAVE ANY SUGGESTIONS THAT YOU WOULD LIKE TO SHARE TO IMPROVE THE MOBILITY PROGRAM?

- Maria Brito should have a chance to change things regarding the mobility program. We told her that we have had problems with the portuguese classes, etc. and she had great ideas for the Erasmus students, but Nobody gives her the chance to do the Right things. Overall Viana is wonderful, and my personal experience was very nice but because of the people I Met and because Portugal is Amazing and Not because of the university. I questioned myself alot why my institution would send Students to the IPVC because we could not even be in the classes
- Increase the number of credits available so that students do not have to keep up with overdue exams.
- More classes in English and not just in Portuguese.
- More English!

5|3 COMMENTS

- I would do it again a thousand times. The best experience of my life!
- I'd invest something in Erasmus residence- CSPSMM, kitchen is a nightmare- more than half of thing are not compatible with the stove, cabinets are awfully dirty- everything is sticky.
- love Portugal and Portuguese people! thank you Portugal!

#6

FINAL CONSIDERATIONS

The importance of the Assessment as a culture should be a priority for every staff member and student of the whole IPVC community. Surely, this is an essential step to strengthen and develop, and it must be a document to assess, interpret, discuss and implement by all interested parties.

The Quality and Assessment Department's role is to promote the participation and discussion of those involved, cooperate in the implementation and the availability of all tools to interpret and value results. It is up to the responsible bodies and services to involve the academic community in this "culture of assessment" and act appropriately to enhance the activities, and in this particular case, the surroundings related to the reception and monitoring of the Erasmus students.

Assessment and Quality Department

Polytechnic Institute of Viana do Castelo
Rua Escola Industrial e Comercial de Nun'Álvares, n.º 34
4900-347 Viana do Castelo • PORTUGAL
Tel. +351 258 809 610

www.ipvc.pt • on.ipvc.pt

